

FACT SHEET As of 9/30/24

ULTRALATIN AMERICA PROFUND

Fund objective

UltraLatin America ProFund seeks daily investment results, before fees and expenses, that correspond to two times (2x) the daily performance of the S&P Latin America 35 ADR (the "Index")SM Index (USD). The Fund does not seek to achieve its stated investment objective over a period of time greater than a single day.

Fund performance and index history²

The UltraLatin America ProFund seeks daily investment results, before fees and expenses, that are 2x the return of the S&P Latin America 35 ADR Index (the "Index") for a single day, not for any other period.

	3Q 2024	Year to Date	1-Year	5-Year	10-Year	Fund Inception
Investor Class NAV Total Return	8.50%	-22.65%	3.89%	-6.66%	-10.31%	-14.35%
Service Class NAV Total Return	8.38%	-23.11%	3.05%	-7.52%	-11.15%	-15.16%
S&P Latin America 35 ADR	5.75%	-8.46%	7.71%	4.31%	1.07%	-0.21%

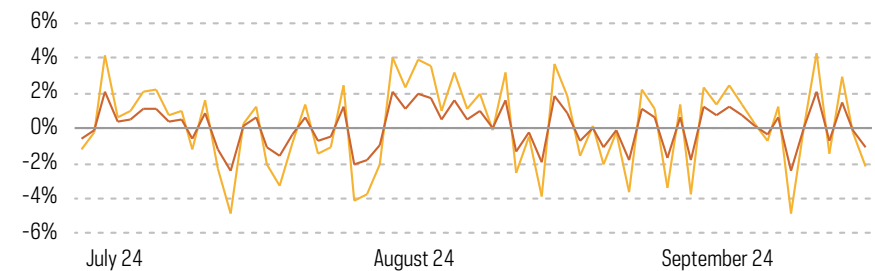
Periods greater than one year are annualized.

Fund details

Inception Date	10/16/2007
Investor Class Symbol	UBPIX
Service Class Symbol	UBPSX
Investor Class Cusip	74318X752
Service Class Cusip	74318X786
Investor Class Gross Expense Ratio	1.93%
Service Class Gross Expense Ratio	2.93%
Investor Class Net Expense Ratio ¹	1.78%
Service Class Net Expense Ratio ¹	2.78%
Limit on Exchange	None

Daily return during 3Q 2024

■ UltraLatin America (UBPIX) ■ S&P Latin America 35 ADR



Uses for magnified exposure

Common uses for magnified exposure include:

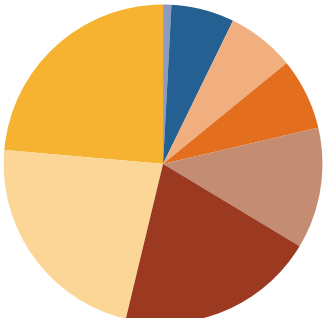
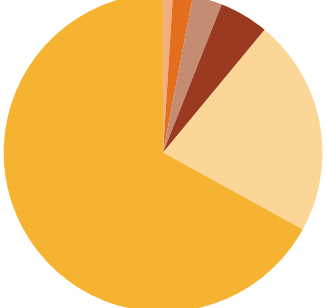
- Seeking magnified gains (will also magnify losses)
- Getting a target level of exposure for less cash
- Overweighting a market segment without additional cash

Past performance does not guarantee future results. The performance data quoted represents past performance and current returns may be lower or higher. The investment return and principal value of an investment will fluctuate so that an investor's shares, when redeemed, may be worth more or less than the original cost. Performance data current to the most recent month-end is available at Profunds.com or by calling 1-888-776-3637.

For standardized returns year-to-date, and as of the most recent calendar quarter-end, and annualized month-end, see performance. Returns include the reinvestment of dividends and capital gains.

¹Contractual waiver effective until November 30, 2024. Without such a waiver of fees, the total returns may have been lower.

²All data, unless otherwise noted, is as of 9/30/24, and for Investor Class Shares only. Holdings and other data are subject to change.

Index description																																																								
<p>The S&P Latin America 35 ADRSM Index (Bloomberg symbol: BKTLA) is a free float-adjusted capitalization-weighted index. The Index is designed to track the performance of a basket of companies that have their primary equity listing on stock exchanges of Latin American countries and that also have Depositary Receipts that trade on a U.S. exchange or on The Nasdaq Stock Market. The Index currently consists of the following Latin American countries: Argentina, Brazil, Chile, Colombia, Mexico and Peru. It is not possible to invest directly in an index.</p>	<h3 data-bbox="594 100 837 132">Top index companies</h3> <table border="1" data-bbox="594 132 1520 516"> <thead> <tr> <th></th> <th data-bbox="1438 111 1520 132">Weights</th> </tr> </thead> <tbody> <tr><td>Vale SA-ADR</td><td>12.89%</td></tr> <tr><td>Itau Unibanco Holding SA-ADR</td><td>9.92%</td></tr> <tr><td>Petrobras SA-Preferred ADR</td><td>8.99%</td></tr> <tr><td>Petrobras SA-ADR</td><td>8.25%</td></tr> <tr><td>Fomento Economico Mexicano SAB de CV-ADR</td><td>5.37%</td></tr> <tr><td>America Movil SAB de CV-Class B ADR</td><td>4.46%</td></tr> <tr><td>Banco Bradesco-ADR</td><td>4.23%</td></tr> <tr><td>Ambev SA-ADR</td><td>3.80%</td></tr> <tr><td>Cemex SAB de CV-ADR</td><td>3.26%</td></tr> <tr><td>Companhia de Saneamento Basico do Estado de Sao Paulo-ADR</td><td>2.68%</td></tr> </tbody> </table> <h3 data-bbox="594 548 756 579">Index sectors</h3> <table border="1" data-bbox="594 579 1154 863"> <thead> <tr> <th></th> <th data-bbox="1049 558 1154 579">Weights³</th> </tr> </thead> <tbody> <tr><td>Materials</td><td>23.60%</td></tr> <tr><td>Energy</td><td>22.64%</td></tr> <tr><td>Financials</td><td>20.12%</td></tr> <tr><td>Consumer Staples</td><td>12.28%</td></tr> <tr><td>Industrials</td><td>7.25%</td></tr> <tr><td>Communication Services</td><td>6.87%</td></tr> <tr><td>Utilities</td><td>6.39%</td></tr> <tr><td>Real Estate</td><td>0.84%</td></tr> </tbody> </table>  <h3 data-bbox="594 999 821 1031">Top index countries</h3> <table border="1" data-bbox="594 1031 1114 1241"> <thead> <tr> <th></th> <th data-bbox="1032 1010 1114 1031">Weights³</th> </tr> </thead> <tbody> <tr><td>Brazil</td><td>66.67%</td></tr> <tr><td>Mexico</td><td>21.86%</td></tr> <tr><td>Chile</td><td>5.23%</td></tr> <tr><td>Argentina</td><td>3.04%</td></tr> <tr><td>Colombia</td><td>2.03%</td></tr> <tr><td>Peru</td><td>1.17%</td></tr> </tbody> </table> 			Weights	Vale SA-ADR	12.89%	Itau Unibanco Holding SA-ADR	9.92%	Petrobras SA-Preferred ADR	8.99%	Petrobras SA-ADR	8.25%	Fomento Economico Mexicano SAB de CV-ADR	5.37%	America Movil SAB de CV-Class B ADR	4.46%	Banco Bradesco-ADR	4.23%	Ambev SA-ADR	3.80%	Cemex SAB de CV-ADR	3.26%	Companhia de Saneamento Basico do Estado de Sao Paulo-ADR	2.68%		Weights ³	Materials	23.60%	Energy	22.64%	Financials	20.12%	Consumer Staples	12.28%	Industrials	7.25%	Communication Services	6.87%	Utilities	6.39%	Real Estate	0.84%		Weights ³	Brazil	66.67%	Mexico	21.86%	Chile	5.23%	Argentina	3.04%	Colombia	2.03%	Peru	1.17%
	Weights																																																							
Vale SA-ADR	12.89%																																																							
Itau Unibanco Holding SA-ADR	9.92%																																																							
Petrobras SA-Preferred ADR	8.99%																																																							
Petrobras SA-ADR	8.25%																																																							
Fomento Economico Mexicano SAB de CV-ADR	5.37%																																																							
America Movil SAB de CV-Class B ADR	4.46%																																																							
Banco Bradesco-ADR	4.23%																																																							
Ambev SA-ADR	3.80%																																																							
Cemex SAB de CV-ADR	3.26%																																																							
Companhia de Saneamento Basico do Estado de Sao Paulo-ADR	2.68%																																																							
	Weights ³																																																							
Materials	23.60%																																																							
Energy	22.64%																																																							
Financials	20.12%																																																							
Consumer Staples	12.28%																																																							
Industrials	7.25%																																																							
Communication Services	6.87%																																																							
Utilities	6.39%																																																							
Real Estate	0.84%																																																							
	Weights ³																																																							
Brazil	66.67%																																																							
Mexico	21.86%																																																							
Chile	5.23%																																																							
Argentina	3.04%																																																							
Colombia	2.03%																																																							
Peru	1.17%																																																							
Index Characteristics																																																								
<p>Number of Companies 35 Average Market Cap \$14.37 billion</p>																																																								
<p>For more information, visit ProFunds.com or ask your financial advisor or broker.</p>																																																								

In emerging markets, all these risks are heightened, and lower trading volumes may occur. Securities focusing on a single country may be subject to higher volatility. International investments may involve risk from unfavorable fluctuations in currency values, differences in generally accepted accounting principles, and from economic or political instability.

Many ProFunds routinely employ leveraged investment techniques that magnify gains and losses, and result in greater volatility in value. Each geared (leveraged or inverse) ProFund seeks a return that is a multiple (e.g., 2x, -1x) of the return of an index or other benchmark (target) **for a single day**. Due to the compounding of daily returns, geared ProFunds' returns over periods other than one day will likely differ in amount and possibly direction from the target return for the same period. These effects may be more pronounced in funds with larger or inverse multiples and in funds with volatile benchmarks. Investors should monitor their ProFunds holdings consistent with their strategies, as frequently as daily. For more on risks, please read the prospectus.

ProFunds are not suitable for all investors because of the sophisticated techniques the funds employ. Investing involves risk, including the possible loss of principal. ProFunds entail certain risks, including risk associated with the use of derivatives (swap agreements, futures contracts and similar instruments), imperfect benchmark correlation, leverage and market price variance, all of which can increase volatility and decrease performance. For more on correlation, leverage and other risks, please read the prospectus. There is no guarantee any ProFund will achieve its investment objective.

All ProFunds are subject to active investor risk. There are no restrictions on the size and frequency of trades and no transaction fees. The frequent exchanges our policies permit can decrease performance, increase expenses and cause investors to incur tax consequences.

Carefully consider the investment objectives, risks, charges and expenses of ProFunds before investing. A prospectus or summary prospectus with this and other information may be obtained at ProFunds.com or by calling 1-888-776-3637. Read them carefully before investing.

³Sum of weightings may not equal 100% due to rounding.

ProFunds are distributed by ProFunds Distributors Inc.© 2024